

INTO ACTION - READING PAINTINGS KS2

Gallery 5- FRENCH IMPRESSIONISTS

THE THINGS WE DO EACH DAY ...

The Impressionist artists often painted ordinary people doing everyday, ordinary things. This was a new idea. Look at these modern pictures, and see if you can find paintings in the gallery of people doing the same thing:



Dancing



Walking in the street



Washing up



Working on a farm

Do you need to be a VIP (Very Important Person) to do these things?

YES/NO

INTO ACTION – READING PAINTINGS KS2


Gallery 5 - FRENCH IMPRESSIONISTS

BLOOD, SWEAT AND TEARS...


To be a dancer you need to be an athlete

Imagine you are a sports training coach. You are designing an exhibition to teach dancers how to look after themselves. Here are four of the exhibition panels. Choose a picture or sculpture of dancers to illustrate each panel and draw it in the box.

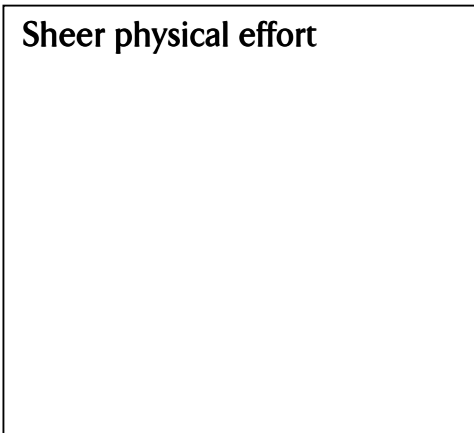
Moving with speed




Total control



Sheer physical effort



Aches and pains



Think of your favourite sports personality. What medium would you choose for their full length portrait. Look at the images of the dancers to help you make your choice.

PAINT

PASTEL

WAX

BRONZE

INTO ACTION - READING PAINTINGS KS2

Gallery 5 - FRENCH IMPRESSIONISTS

MOOD PICTURES

Find this painting in the gallery.



What kind of place is this?

Who are the people in the picture?

What is the person on the left feeling?

What is the person on the right thinking?

How does it make you feel?

Now imagine you can hear what they are saying?

What do you think the story behind this painting is?

Now find this painting in the gallery.



Where is this place?

Is there anyone in this picture who was in the other picture?

Can you stretch your story so it fits this picture?

Does this painting make you feel the same or different from the other one?

INTO ACTION - READING PAINTINGS KS2


Gallery 5 - FRENCH IMPRESSIONISTS

PACKING FOR THE JOURNEY


If you thought packing up your school bag was hard, think of the Impressionists setting out for a day's painting!

The whole point was to paint outside and not in the studio - but you had to dress for the weather.

Find two pictures which show these weather conditions. In the frames below write in what clothes you would need to wear to paint that picture on that day:



A Snowy Landscape



A Flooded Street

Now choose the equipment. Pick one of the paintings and then put a circle around each item of art equipment you think you would need to take with you on that day to paint that picture.

OIL PAINTS IN METAL TUBES

FOLDING EASEL

STUDIO LIGHTS

SKETCHBOOK

STOOL

PAINTBRUSHES

PALETTE KNIFE

CHALKS

WATERCOLOUR PAINTS

POWDERED COLOURS

READY-PRIMED SMALL CANVAS ON STRETCHER

INTO ACTION – READING PAINTINGS KS2

Gallery 5 - FRENCH IMPRESSIONISTS

HOW MANY HOURS OF SUNLIGHT?

Can you paint light? Not really, what you can see is how light changes the look of objects.

One of the big challenges that Impressionists painters had was how to capture different light effects.

Choose two paintings which show very different kinds of sunlight and complete this table

Name of Picture	What kind of light (full sun, half sun, no sun)	From which direction (use arrow)	How long do you think this light effect will last

Now find this painting called “Poplars” by Claude Monet



Monet painted these trees a total of 23 times in 1891. Each picture showed a different light effect. He told his stepson that the light could change every seven minutes. How do you think Monet painted this view from the river?


(Answer: from a boat studio)

INTO ACTION – READING PAINTINGS KS2

Gallery 5 - FRENCH IMPRESSIONISTS

THE INFLUENCE OF PHOTOGRAPHY

When the Impressionists were working photography was new and fashionable. It showed the people of Paris and their city just as they were. The Impressionists copied some of their techniques – see if you can spot some paintings which use these tricks:



SOFT FOCUS a diffused or fuzzy image

SHARP FOCUS adjusting the lens to give a clear image

CROPPING OF FIGURES cutting off parts of a person's body
at the edge of a picture